











1 Look, read and say. Play the game.

1  crocodile	2  zebra	3  parrot
4  flamingo	5  lion	6  python
7  monkey	8  gorilla	9  butterfly

5. Lion!

2. Zebra!



Game notes
 Draw a 3 x 3 grid on the board and play in two teams (X and O). Teams take turns saying the number and word of a chosen square.
 Team X draws an X in that square and team O draws an O in that square. The team with three Xs or Os in a row wins.

2 Play the mime game. Mime the animals in Activity 1.



A parrot?

Yes!



3 Can you remember these animals? Play the mime game again.

chicken


ant

rabbit

cat

cow

fish




Use actions to help you remember words.
 Think of actions for two of your favourite animals. If you don't know the animals in English, ask your teacher.

1 Look, read and say. Play the game. 

Start



1 salad



2 toast




3 water




8 juice



4 jam



7 eggs



6 pasta






5 sandwiches

I like jam.


Game notes

Roll a dice and move your counter.
Say the word or make a sentence.
The winner is the first person to go around three times.

2 Remember! Play the game with these words and words in Activity 1.



I like eggs
and toast.



I like eggs,
toast and juice.



Review words you know.
Can you remember these food words, too?
mushrooms onions peppers